

UNIT 17


Smile, please!

笑一笑!

LESSON 33


Listening and Understanding 听力理解

Listen to the recording, and then answer this question: Who can take a photo of Lucy and Flora? 听录音, 然后回答问题: 谁可以给露西和弗洛拉照相?



FLORA: Watch this, Lucy!
I can balance on this ball!
Can you do it?

LUCY: I can try.



LUCY: Oh, yes!
I can balance on a ball as well.
It's easy!
Look at us, Vikki!




FLORA: Look at me now, Lucy!
I'm on my knees!
Can you balance like this?

LUCY: Yes, I can do that, too.
It's fun!

FLORA: Come on, Vikki!
Can you balance on a big ball
like us?


VIKKI: No, I can't.
You're both good at gymnastics,
but I'm useless.
I can't do it.



4


LUCY: Never mind, Vikki!
You can do Maths and Music
and I can't!
I'm useless at Maths.

FLORA: And you can take a photo of us!
Come on!
Take a photo on your mobile.



5

VIKKI: OK.
Ready?
One, two, three!
Smile, please!



6

New Words and Expressions 生词和短语

smile /smaɪl/ v. 微笑

watch /wɒtʃ/ v. 看

balance /'bæləns/ v. 保持平衡

do /du:/ v. 做

try /traɪ/ v. 尝试

as well adv. (focus) 也

easy /'i:zi/ adj. 简单的, 容易的

on one's knees adv. phrase 跪着

good at adj. + prep. 擅长

gymnastics /dʒɪm'næstɪks/ n. 体操

useless /'ju:sləs/ adj. 差劲的, 无能的

Maths /mæθs/ proper n. (BrE., Math AmE.)
数学

Music /'mju:zɪk/ proper n. 音乐

take /teɪk/ v. 照(相)

take a photo /'fəʊtəʊ/ fixed phrase 照相

gym /dʒɪm/ n. 体育馆

Notes on the Text 课文注释

- 1 I can balance on this. 我可以在这上面保持平衡。can 在这里表示能力。I can try. 我可以试试。can 在这里表示可能性。
- 2 on my knees 跪着。用身体的某个部位做出某种姿势用介词 on, 如 on my head/back/front/hands/feet 等。
- 3 You're both good at gymnastics. 你们俩都很擅长体操。be good/useless at 意思是“擅长/不擅长……”, 介词用 at。

参考译文

弗洛拉: 看这个, 露西!
我能在这个球上保持平衡, 你能做到吗?

露西: 我可以试试。

露西: 噢, 是的!
我也能在球上保持平衡。
这很简单!
看我们, 薇姬!

弗洛拉: 现在看我, 露西!
我用膝盖跪着!
你能像这样保持平衡吗?

露西: 是的, 我也可以那样做。
真有趣!

弗洛拉: 来吧, 薇姬!
你能像我们一样在一个大球上保持平衡吗?

薇姬: 不, 我不能。
你们都很擅长体操, 但是我很差劲。
我做不到。

露西: 不要紧, 薇姬!
你的数学和音乐很好, 而我就做不到!
我在数学方面很差劲。

弗洛拉: 你可以给我们拍张照片!
来吧!
用你的手机拍张照片。

薇姬: 好的。
准备好了吗?
一、二、三!
笑一笑!

Guided Conversation 对话练习

1 Answer questions about the text. 根据课文回答问题。

a) Example: Are Flora and Lucy in the gym?

Yes, they are.

- | | |
|--|---|
| 1 Can Flora balance on a ball? | 7 Can Lucy do Maths and Music? |
| 2 Can Lucy do it, too? | 8 Can Vikki take a photo of Lucy and Flora? |
| 3 Can Flora balance on her knees? | 9 Can Vikki take a photo on her mobile? |
| 4 Can Vikki balance on a big ball? | 10 Are the two girls ready for the photo? |
| 5 Are Lucy and Flora good at gymnastics? | |
| 6 Is Vikki useless at gymnastics? | |

b) Example: Who are in the gym?

Flora, Lucy and Vikki are.

- | | |
|----------------------------------|--------------------------------|
| 1 Who can balance on a big ball? | 3 Who's useless at gymnastics? |
| 2 Who can't balance on the ball? | 4 Who can take a photo? |

c) Example: Are the girls in the park?

No, they aren't. They're in the gym.

- | | |
|------------------------------------|---|
| 1 Is Vikki good at gymnastics? | 3 Can Lucy take a photo of Vikki and Flora? |
| 2 Is Lucy good at Maths and Music? | |

d) Example: Where are Flora, Lucy and Vikki?

They're in the gym.

- | | |
|-------------------------------|------------------------------------|
| 1 What can Lucy and Flora do? | 3 What can Vikki do on her mobile? |
| 2 What can Vikki do? | |

2 Ask questions about the text. 根据课文提问。

Example: Flora and Lucy / in the gym? (Where ...?)

A: Are Flora and Lucy in the gym? B: Yes, they are.

A: Where are they? B: They're in the gym.

- 1 Flora and Lucy / balance on a ball? (What ... do?)
- 2 Flora and Lucy / good at gymnastics? (Who ...?)

3 Ask each other these questions. 互相提问。

- | | |
|----------------------------------|---------------------------------------|
| 1 Is there a gym in this school? | 3 Can you take photos on your mobile? |
| 2 What can you do in a gym? | |